

SUBMITTAL SHEET

| | |
|--------------------|--------------|
| JOB NAME: | ITEM TAG: |
| JOB LOCATION: | PART NUMBER: |
| CONTRACTOR: | DATE: |
| ENGINEER APPROVAL: | DATE: |

MECHPRESS Carbon Steel Press Systems

MECHPRESS Carbon Steel Press Systems

- MECHPRESS Carbon Steel Press Fittings are designed to be used with Schedule 10 to 40 carbon steel pipe (in accordance with NFPA 13, Standard for the Installation of Sprinkler Systems) on nominal sizes ½" to 2". MECHPRESS fittings can be connected to most carbon steel systems installed in residential, commercial, and industrial systems, including systems with seamless steel pipe (S) or ERW steel pipe (W).
- All MECHPRESS fittings are zinc-nickel coated to protect against corrosion and available with the choice of two sealing elements Fluoroelastomer (FKM) for Mechanical and Fire Protection applications, or Hydrogenated Nitrile Butadiene Rubber (HNBR) for Gas and Fuel Oils applications.
- MECHPRESS and MECHPRESS-G carbon steel press fittings are easily distinguished by unique color recognition on all fittings, ensuring the proper sealing element is installed every time with shrink-wrapped hubs: yellow for HNBR; green for FKM.
- 360° Symmetric design with a double row of stainless steel grip rings for superior pull-out resistance
- Smart Leak-Proof Technology – Fittings will leak if not pressed
- Almost 300 fittings available
- Compatible with leading carbon pipe press tools and jaws in the market
- 15-year limited warranty on all MECHPRESS carbon steel press fittings

MARKINGS, SPECIFICATIONS & CERTIFICATION:

- Fall away shrink-wrapped fitting hubs, provide visual confirmation that fittings have been pressed before going into service.
- Visual Check – Two color coded squares per fitting located on each side for easy identification after installation:
 - MECHPRESS – Green for Mechanical & Fire Protection
 - MECHPRESS-G – Yellow for Gas & Fuel Oils
- Sealing Elements specific for use – FKM (Brown) for MECHPRESS and HNBR (Yellow) for MECHPRESS-G
- CSA Class C330511, GAS ACCESSORY DEVICES - Press Connect Type Metallic Fittings
- CSA Class C330591, GAS ACCESSORY DEVICES - Press connect Type Metallic Fittings Certified to US Standards

MECHPRESS Mechanical & Fire Protection Systems



MECHPRESS - G Gas & Fuel Oil Systems














American Granby Inc.
americangranby.com

PHONE: 800-776-2266
EMAIL: salesinfo@americangranby.com

7652 Morgan Road
Liverpool, NY 13090

January 27, 2025

LISTINGS, CODES & STANDARDS

| | MARK | MECHPRESS | MECHPRESS-G |
|--|---|------------------------------|-----------------|
| Referenced : Listing, Code or Standard | | Mechanical & Fire Protection | Gas & Fuel Oils |
| Canadian Registration No. (CRN) | | ✓ | ✓ |
| ANSI/CAN/UL 213, <i>Standard for Rubber Gasketed Fittings for Fire-Protection Service</i> |  | ✓ | |
| ASME B31.1, <i>Power Piping</i> | | | ✓ |
| ASME B31.3, <i>Process Piping</i> | | ✓ | ✓ |
| ASME B31.5, <i>Refrigeration Piping & Heat Transfer Components</i> | | ✓ | ✓ |
| ASME B31.9, <i>Building Services Piping</i> | | ✓ | ✓ |
| CSA B149.1, <i>Natural gas and propane installation code</i> | | | ✓ |
| CSA Class C330511, <i>GAS ACCESSORY DEVICES - Press Connect Type Metallic Fittings</i> |  | | ✓ |
| CSA Class C330591, <i>GAS ACCESSORY DEVICES - Press connect Type Metallic Fittings Certified to US Standards</i> |  | | ✓ |
| CSA/ANSI LC 4/CSA 6.32, <i>Press-connect metallic fittings for use in fuel gas distribution systems</i> |  | | ✓ |
| FM 1920, <i>Pipe Couplings and Fittings for Aboveground Fire Protection Systems</i> |  | ✓ | |
| IAPMO/ANSI/CAN Z1117, <i>Press Connections</i> |  | ✓ | |
| International Fuel Gas Code (IFGC) | | ✓ | ✓ |
| International Plumbing Code (IPC) | | ✓ | ✓ |
| National Plumbing Code of Canada | | ✓ | ✓ |
| NSF/ANSI 61, <i>Drinking Water System Components – Health Effects</i> |  | ✓ | |
| NSF/ANSI/CAN 372, <i>Drinking Water System Components – Lead Content</i> |  | ✓ | |
| UL 852, <i>Standard for Safety Metallic Sprinkler Pipe for Fire Protection Service</i> |  | ✓ | |
| ULC/ORD-C199S, <i>Light Wall Steel Pipes for Sprinkler Systems</i> |  | ✓ | |
| Uniform Plumbing Code (UPC) |  | ✓ | ✓ |



American Granby Inc.
americangranby.com

PHONE: 800-776-2266
EMAIL: salesinfo@americangranby.com

7652 Morgan Road
Liverpool, NY 13090

January 27, 2025

**Minimum Distance
Between Press Fittings**

| Nominal Pipe Diameter (in.) | Minimum Distance (in.) |
|-----------------------------|------------------------|
| 1/2 | 1/4 |
| 3/4 | |
| 1 | |
| 1-1/4 | 1/2 |
| 1-1/2 | |
| 2 | |

Pipe Hanger Spacing

| Pipe Size (in.) | Maximum Span (ft) | Minimum Rod Diameter (in.) |
|-----------------|-------------------|----------------------------|
| 1/2 | 7 | 3/8 |
| 3/4 | | |
| 1 | | |
| 1-1/4 | 9 | 3/8 |
| 1-1/2 | | |
| 2 | | |
| 2 | 10 | 3/8 |

**Insertion Depth
for Couplings Without Stops**

| Adjustable Insertion Depth | | |
|----------------------------|----------------------------|----------------------------|
| Pipe Diameter (in.) | Min. Insertion Depth (in.) | Max. Insertion Depth (in.) |
| 1/2 | 1-1/16 | 1-5/8 |
| 3/4 | 1-3/16 | 1-13/16 |
| 1 | 1-3/8 | 1-15/16 |
| 1-1/4 | 1-13/16 | 2-1/2 |
| 1-1/2 | 1-7/8 | 2-3/4 |
| 2 | 2 | 2-3/4 |

**Insertion Depth
for Extended Couplings Without Stops**

| Extended Adjustable Insertion Depth | | |
|-------------------------------------|----------------------------|----------------------------|
| Pipe Diameter (in.) | Min. Insertion Depth (in.) | Max. Insertion Depth (in.) |
| 1/2 | 1-1/16 | 2-3/4 |
| 3/4 | 1-3/16 | 2-13/16 |
| 1 | 1-3/8 | 3 |
| 1-1/4 | 1-13/16 | 3-1/2 |
| 1-1/2 | 1-7/8 | 3-9/16 |
| 2 | 2 | 3-11/16 |

COMPATIBLE TOOLS

MECHPRESS and MECHPRESS-G can be installed with properly maintained and calibrated RIDGID and Milwaukee press tools and their compatible jaws, rings, and accessories designed for carbon steel. RIDGID® is a registered trademark of RIDGID, Inc. Milwaukee® is a registered trademark of Milwaukee Electric Tool Corporation

NOTES REGARDING PRESS TOOLS

- See Operator’s Manual for proper tool instructions.
- Ensure press jaws and rings are compatible with carbon steel. Do not use press tools or components intended for copper and stainless steel press-fit systems.
- Do not mix and match components from different manufacturers.



American Granby Inc.
americangranby.com

PHONE: 800-776-2266
EMAIL: salesinfo@americangranby.com

7652 Morgan Road
Liverpool, NY 13090

January 27, 2025

GENERAL INSTALLATION NOTES

- Press tool operator’s manual and fitting manufacturer’s installation instructions must be read in full before installation.
 - Failure to follow all instructions may have consequences, including but not limited to; premature failure of system, property damage, personal injury, and/or death.
- The installation, inspection, testing and purging of systems shall be in accordance with relevant codes and standards for all installations, as directed by the authority having jurisdiction.

| MECHPRESS | MECHPRESS-G |
|--|--|
| Mechanical and Fire Protection Systems | Gas and Fuel Oil Systems |
| <ul style="list-style-type: none"> • Fittings are for use with approved mechanical applications and are intended for the operating pressure 0-200 psi. • See approved applications table for suitable types of service. • Fittings are not approved for fuel gas applications. • The mechanical system shall comply with the Electrical Bonding and Grounding Section of the relevant Plumbing & Electrical code. The metal-to-metal contact between fittings and pipe ensures continuity of the bonding through this contact. | <ul style="list-style-type: none"> • Fittings are for use with fuel gases and are intended for an operating pressure of 0-125 psi. • See approved applications table for suitable types of service. • The installation, inspection, testing and purging of systems shall be in accordance with local codes, or in the absence of local codes, with NFPA 54/ANSI Z223.1, <i>National Fuel Gas Code</i> as directed by the authority having jurisdiction. • Fuel gas system shall not be used as a grounding electrode for electrical systems. |



American Granby Inc.
americangranby.com

PHONE: 800-776-2266
EMAIL: salesinfo@americangranby.com

7652 Morgan Road
Liverpool, NY 13090

January 27, 2025

APPROVED APPLICATIONS FOR MECHPRESS AND MECHPRESS-G CARBON STEEL PRESS

| Type of Service | System Operating Conditions | | | Sealing Element | |
|--|--|---------------------|-------------------------------|------------------|----------------|
| | Comments | Pressure (psi) | Temperature (°F/°C) | FKM | HNBR |
| | | | | MECHPRESS | MECHPRESS-G |
| FLUIDS/WATER | | | | | |
| Chilled Water | Ethylene glycol/propylene glycol | 200 | See Note 1 | ✓ | |
| Hydronic Water | Ethylene glycol/propylene glycol | | | ✓ | |
| Fire Sprinkler | NFPA 13,13D,13R | 175 | See Note 1 | ✓ | |
| Low Pressure Steam | Low Pressure Steam Supply Lines | 5 | Max 226.4 °F/108°C | ✓ ² | |
| FUEL OIL AND LUBRICANTS | | | | | |
| Natural gas | Major component methane | 125 | -40°F - 179.6°F/-40°C to 82°C | | ✓ ⁴ |
| Propane | | | | | ✓ ⁴ |
| Butane | | | | | ✓ ⁴ |
| Heating fuel oil | | | | Max 100.4°F/38°C | ✓ |
| Diesel | | | | | ✓ |
| Mineral oil | | 200 | Ambient 3 | | ✓ |
| Lubricating oil | Petroleum base | 200 | Max 149°F/65°C | | ✓ |
| GASES/VACUUM | | | | | |
| Compressed air | Oil concentration ≤ 25 mg/m ³ | 200 | Max 140°F/60°C | ✓ ² | ✓ ² |
| | Oil concentration > 25 mg/m ³ | | | ✓ ² | |
| Nitrogen | | | | ✓ | ✓ |
| Carbon dioxide | Dry | | | ✓ | ✓ |
| Argon gas | | | | ✓ | ✓ |
| Oxygen | Non-medical Keep oil and grease free | 140 | Max 140°F/60°C | ✓ | |
| Hydrogen | | 125 | | ✓ | ✓ |
| Acetylene | Test pressure 350PSI | 20 | Ambient 3 | ✓ | ✓ |
| Vacuum | Minimum absolute pressure Maximum differential pressure | 750µm Hg 29.2"Hg | Max 159.8°F /71°C | ✓ | ✓ |
| <p>1. System pressure and range depend on seals. Any ranges listed in the table above are limited by the following seals to include: 1a FKM temperature range is typically 62.6°F to 248°F (-17°C to 120°C). 1b HNBR temperature range is typically -40°F to 179.6°F (-40°C to 82°C).</p> <p>2. The system must contain sufficient condensate drain.</p> <p>3. The ambient temperature should be regarded as a normal working condition and should not exceed the limit of the sealing ring.</p> <p>4. Complies with CSA 6.32/ANSI LC-4.</p> | | | | | |



American Granby Inc.
americangranby.com

PHONE: 800-776-2266
EMAIL: salesinfo@americangranby.com

7652 Morgan Road
Liverpool, NY 13090

January 27, 2025